

COMMISSIONS 27 AND 42 OF THE IAU
INFORMATION BULLETIN ON VARIABLE STARS

Number 5582

Konkoly Observatory
Budapest
17 December 2004

HU ISSN 0374 – 0676

LIGHT CURVES FOR RECENT MAGELLANIC CLOUD NOVAE

LILLER, W.¹; SHIDA, R. Y.²; JONES, A. F.³

¹ Center for Nova Studies, Viña del Mar, Chile; e-mail: wlliller@compuserve.com

² Universidade de São Paulo, Brazil; e-mail: raquel@astro.iag.usp.br

³ Carter Observatory, 31 Ranui Road, Stoke, Nelson, New Zealand; e-mail: afjones@ts.co.nz

Since the beginning of 1990, 12 classical novae have been discovered in the Large Magellanic Cloud (LMC) and 7 in the Small Magellanic Cloud (SMC). Three of the LMC novae, 1996, 1997 and 1999; and the 5 in the SMC, 1996, 1998, 1999a, 1999b and 1999c; were found with the MACHO, EROS2 and OGLEII gravitational lensing surveys.

Of the remaining 11 novae, all but one, McNaught's NLMC 1990a, were discovered in Viña del Mar. Light curves for two of these have been published elsewhere: NLMC 1991 (Della Valle 1991) and the probable nova NLMC 2001 (Liller & Morel 2002). A full list of the novae and their locations appear in Shida & Liller (2004).

At the urging of Dr. Nikolai Samus, we are publishing herewith the light curves of the remaining nine novae for which much of the data, many of them ours, have not appeared elsewhere. The accompanying figures plot both calendar dates and modified Julian dates (J.D. *minus* 2,440,000), and magnitudes measured in various ways, as indicated in the figures, and reduced, as best we can, to the V system. We note that the photored (Kodak TP film) and CCD data include the usually strong H α emission; the V and y systems do not. Most visual observers, it should be noted, have a small amount of sensitivity to H α . When significant, "fainter than" magnitudes are indicated with a "v" and refer always to the photored values.

An analysis of these and the light curves of all other novae in the two Clouds will appear elsewhere; a preliminary report appears in Liller & Shida (2004). Not included is the light curve of the LMC nova discovered in October, 2004 (= YY Dor).

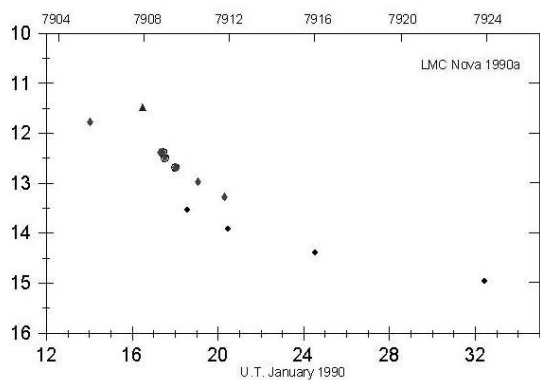


Figure 1. Light curve for Nova LMC 1990a

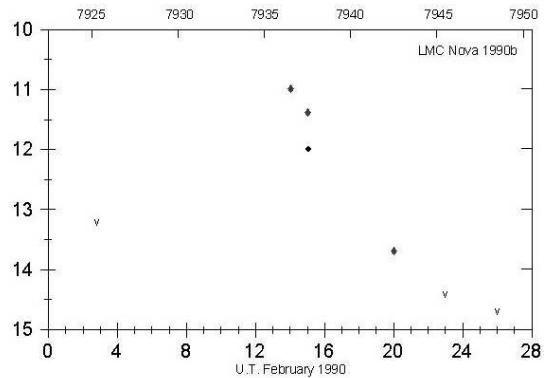


Figure 2. Light curve for Nova LMC 1990b

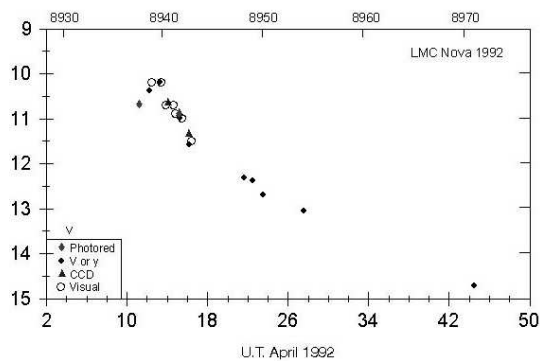


Figure 3. Light curve for Nova LMC 1992

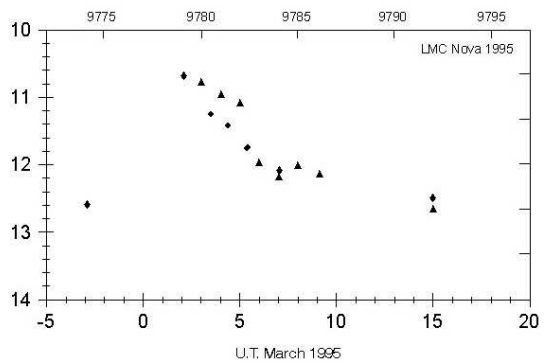


Figure 4. Light curve for Nova LMC 1995

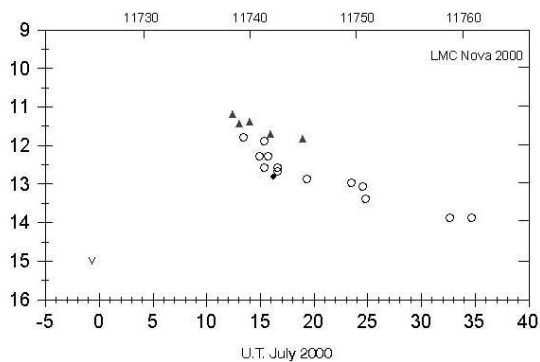


Figure 5. Light curve for Nova LMC 2000

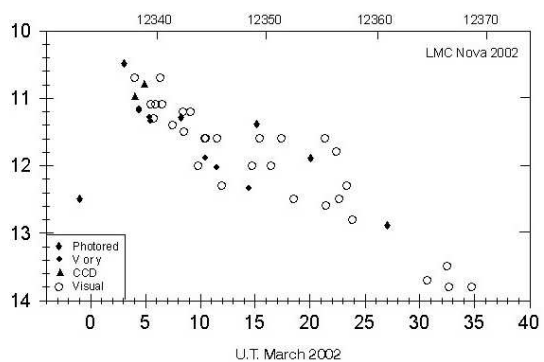


Figure 6. Light curve for Nova LMC 2002

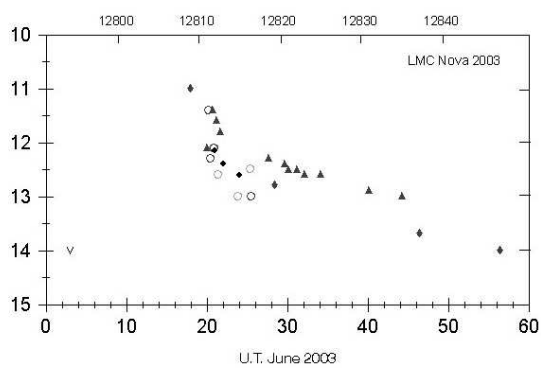


Figure 7. Light curve for Nova LMC 2003

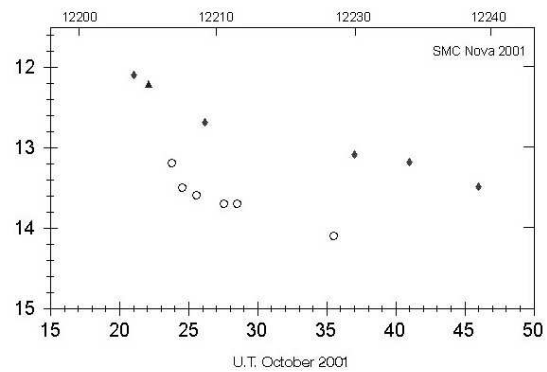


Figure 8. Light curve for Nova SMC 2001

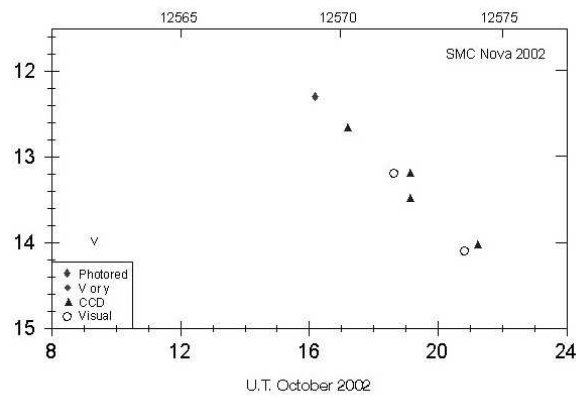


Figure 9. Light curve for Nova SMC 2002

References:

- Della Valle, M., 1991, *A&A*, **252**, L9-L12
 Liller, W. & Morel, M., 2002, Classical Nova Explosions, *AIP Conf. Proceedings*, No. **637**, p.472
 Liller, W. & Shida, R.Y., 2004, *ASP Conf. Series*, **310**, 530, Variable Stars in the Local Group
 Shida, R.Y. & Liller, W., 2004, *ASP Conf. Series*, **310**, 184, Variable Stars in the Local Group