

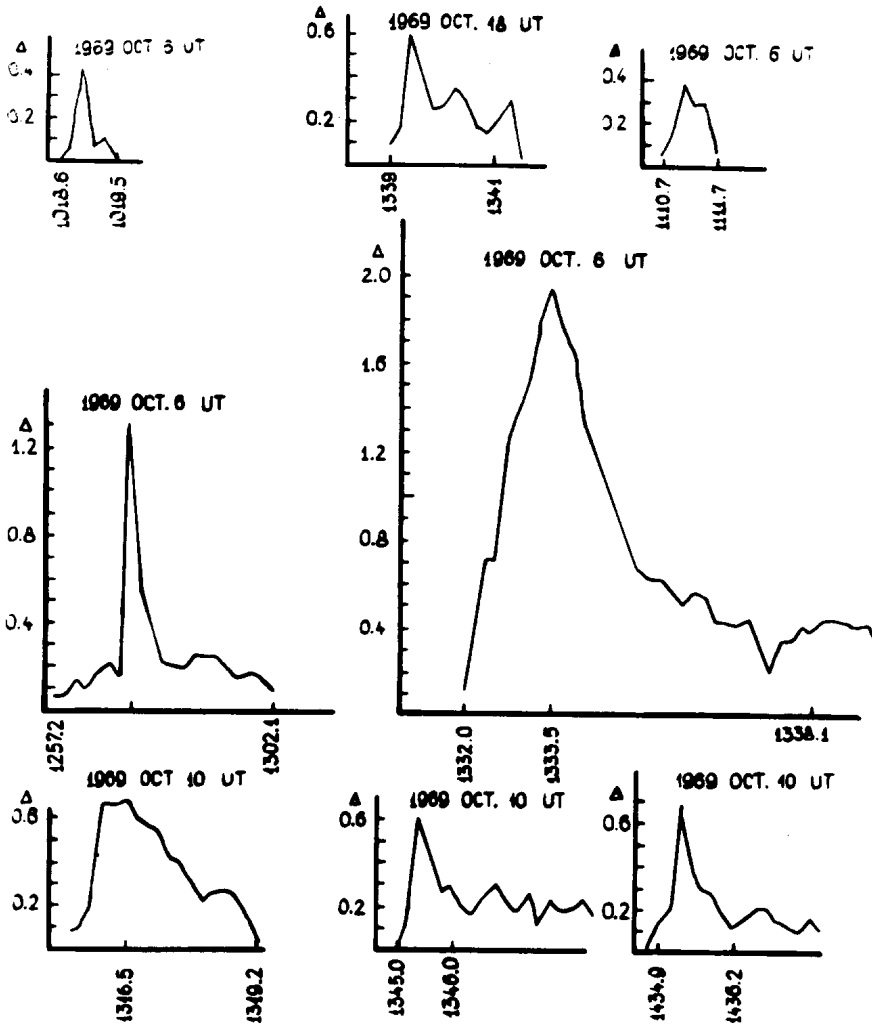
COMMISSION 27 OF THE I. A. U.
 INFORMATION BULLETIN ON VARIABLE STARS
 NUMBER 450

Konkoly Observatory
 Budapest
 1970 July 17

FLARE ACTIVITY OF UV CETI

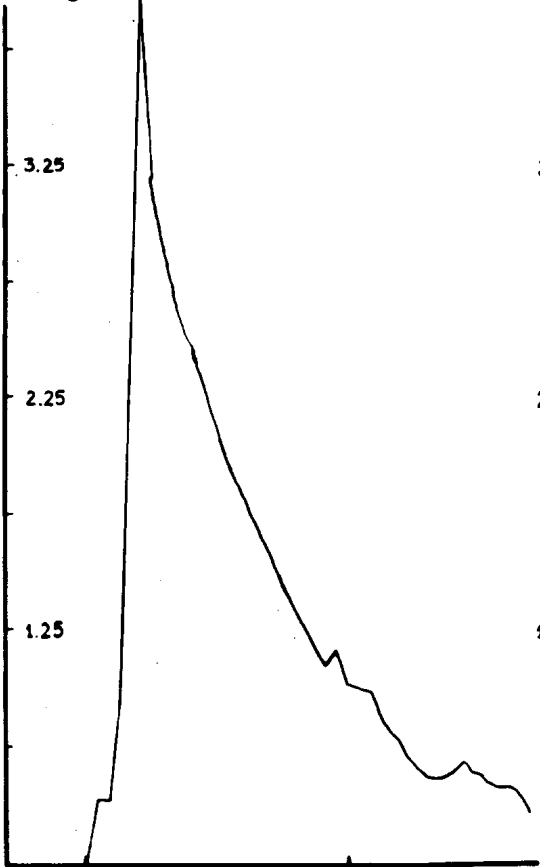
Photoelectric monitoring of UV Ceti was carried out at the Auckland Observatory during the International period Oct. 3-18, 1969. The 50 cm Zeiss reflector was used together with an E.M.I. type 9502 photomultiplier tube and a standard B filter. Details of the eleven flares observed are given in the table below. A further fifteen very doubtful flares were recorded but these are not listed, because operating equipment troubles, makes it probable that they are spurious events.

Date	Coverage	Total Flare	Flare No.	Flare max. U.T.	Dur-ation mins.	Δm B
1969						
Oct. 3	1338-1350; 1353-1410;1419-1536; 1441-1454;1456-1506; 1508-1513;1548-1554;	1 ^h 20 ^m				
	5 1337-1350;1353-1411 1414-1435.	0 52				
	6 0835-0843;0844-0854 0856-0910;1000-1020; 1023-1045;1051-1123; 1126-1146;1156-1238; 1241-1306;1314-1411; 1429-1458;1505-1548; 1554-1610;1612-1631;	5 59	1	10 ^h 18 ^m 56 ^s	0.93	0.35
			2	11 11 08	0.95	0.30
			3	12 59 39	2.68	1.15
			4	13 33 31	12.65	1.85
10	0945-1001;1004-1021; 1031-1034;1204-1242; 1245-1308;1312-1417;	4 39	5	13 16 32	3.06	0.55
			6	13 45 23	8.0	0.59
			7	14 35 19	1.26	0.60
			8	15 13 28	?	0.30
	1431-1526;1532-1620; 1628-1635;1638-1645;					
11	0921-0935;0936-0940; 0941-0942;0957-1011; 1012-1019;1021-1051; 1134-1143;1146-1226; 1231-1237;1244-1321; 1324-1329;1337-1358; 1500-1523;1525-1532; 1556-1612;1630-1635;	3 56				



Δ
Mag.

1969 Oct. 16 U.T.

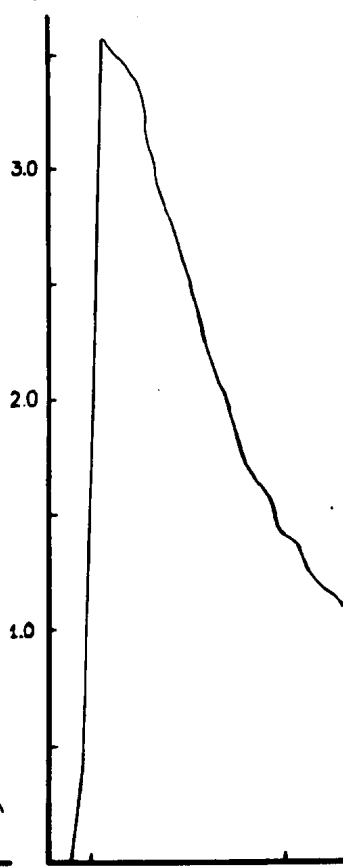


0935.2

0939.4

Δ
Mag.

1969 Oct. 18 U.T.



1253.9

1257.1

Oct. 12	1033-1036; 1154-1158;	0	7			
16	0859-0917; 0920-0928;	2	18			
	0933-0944; 0946-0952;			9	09 35 36	>7.5 3.80
	0953-1004; 1008-1016;					
	1017-1035; 1038-1056;					
	1117-1135; 1144-1156;					
	1232-1242;					
18	0855-0904; 1134-1200;	1 ^h	57 ^m			
	1246-1311; 1319-1328;			10	12 ^h 53 ^m 54 ^s	>13,5 ^m 3.40
	1334-1404; 1410-1414;			11	13 39 24	2.10 0.40
	1428-1442;					
	Total					21 ^h 08 ^m

FRANK M. BATESON
 B.F. MARINO and
 W.S.G. WALKER

V.S.S. RASNZ.,
 18 Pooles Road
 Greerton
 Tauranga
 New Zealand

Visual monitoring of UV Ceti was carried out by members of the V.S.S., RASNZ., during the 1969 International observing period. Times of monitoring are listed below. No major flares were recorded. Such minor brightenings as were observed were not beyond the inherent errors of visual observing and do not appear to have been flares.

1969. U.T.	Monitoring times	
	U.T.	
Oct. 4	09 ^h 00 ^m	to 09 ^h 31 ^m
	10 16	10 20
	10 21.5	11 45
6	09 27.5	09 30
	09 31.5	09 36.5
	09 42	09 59.5
	10 04	10 52.5
8	10 00	10 59.5
	11 43.5	12 53
11	08 40	10 23
	10 46	11 06.5
	11 19	11 39.5
	11 55	12 35.5

Oct.13	09 41.5	10 59.5
14	10 00	11 40
	Total	11 ^h 23 ^m

Observers: -R.W. Evans; D. Cameron; C.S. Lauder;
R. Greiner; H. Keen.

FRANK M. BATESON

18 Pooles Road
Greerton
Tauranga
New Zealand